



Motor Accident Report Form

Keep this in your vehicle and complete at scene of accident

<p>At the scene</p> <p>obtain witness details (see overleaf) before witnesses disappear! don't admit liability don't take liquor; or drug (unless prescribed by a doctor)</p> <p>if there are injuries, report to police and don't move vehicles. if they are causing obstruction, mark their positions and complete before moving.</p> <p>preferably use AA approved tow truck</p> <p>Thereafter if no injuries, report to police within 24 hours</p> <p>report to employer/owner and Aon South Africa. Attach this form to the claim form</p> <p>report to RAF (Road Accident Fund - third party), Private Bag x2003, Menlyn, Pretoria, 0063 (preferably registered mail) if there is any possibility of injuries - within 14 days, otherwise you could be liable for all costs.</p> <p>Report accidents in surrounding territories to their fund. Retain a copy of your report.</p>	Other party				
	ID number				
	Email address				
	Postal & home address				
	Telephone numbers		business	home	cellphone
	On whose business is he/she driving?				
	Owner's name				
	ID number				
	Email address				
	Postal & home address				
	Telephone numbers		business	home	cellphone
	Vehicle make				
Registration number					
Insurer					
Injured names					



Independent witnesses

Name

Email address

Postal address

Home address

Telephone numbers

business

home

cellphone

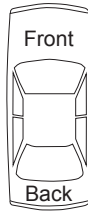
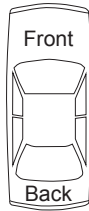
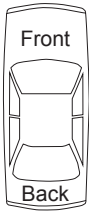
Registration number

Indicate damage

Your car

Other car

Other car



Sketch the scene

Road layout and names, traffic signs, positions of vehicles and measurements. Take photos if possible. Show direction of travel by arrows. Show north.

Accident details

Date

Time

Condition of road

Visibility

Lights on

Police case no.

Station

Telephone no.

Contact person/investigating officer